

# Welcome, Patriots!

Please choose a seat (for today) and ask your neighbor 1 thoughtful question about themselves...

(Be prepared to share!)



# Classroom Instructions



Please sit in your seat from yesterday. Take out your signed syllabus sheet if you brought it today. If you brought your binder, please label your dividers with the following:

**Notes, Assignments, Unit Guides, Formal**

# Warm-up

Class, find your seats and define the first 10 terms on your Unit 1 Vocabulary Sheet (this is the small sheet of paper given out last Thursday). Please write your definitions on a separate piece of paper.

# What is history?





# What is pre-history?



# How do we know about the past?




# Primary or Secondary Source?

- Constitution of Canada
- Journal kept by Christopher Columbus
- History Textbook
- Newspaper article written in 1960's about the Beatles
- Newspaper article written in 2015 about the Beatles
- Letter from Woodrow Wilson to his bride
- Book on the start of World War II

# How to annotate

- Circle difficult words
- Square key indicators
- Underline important details
- Ask yourself questions
- Focus on themes
- Make it your own!








Students, please take out a sheet of paper. Pick a country: Mexico, Italy, or India. Can you name 2 evidences of cultural diffusion from the country you picked?

# Neolithic Revolution

- **Beginning around 12,000 years ago**
- **Domestication of plants and animals**
- **Growing populations**
- **Permanent settlements**
- **New diseases from close proximity to animals**
- **Cities, states, and sometimes empires**
- **Increased impact on environment**
- **More food and resources from much smaller areas of land**



# Climate Change



- Global warming that began 16,000 years ago
- Around 11,000 years ago, Ice Age was over
- Migration of Homo sapiens across planet
- New conditions for agriculture

## Eastern part of Sahara, present-day Sudan

- Between 10,000 and 5,000 years ago, Sahara desert did not exist
- Sub-Saharan Africa experienced widely scattered farming practices
- Scattered locations of domestication generated less productive agriculture








# Features of Civilizations



Feature	Description	U.S. Example
Government	Leadership with demands	
Labor Division	Multiple jobs	
Social Structure	Multiple social classes	
Art & Architecture	Reflection of culture in creative ways	
Religion	System(s) of belief	
Writing	Developed record keeping system	
Cities	Centers of culture and government	

# Hammurabi's Code 1700s BCE



# Evaluation of Evidence

- We must evaluate all evidence
- To evaluate evidence, we ask:
  - Why is a document useful?
  - What are its limitations?
  - What other information do we need?

# Who was Hammurabi?

- Member of the Amorite dynasty
- King of Babylon from 1792-1750 BCE
- United all of Mesopotamia under the Babylonian Empire



Relief of Hammurabi and the god Shamash

# Hammurabi's Code

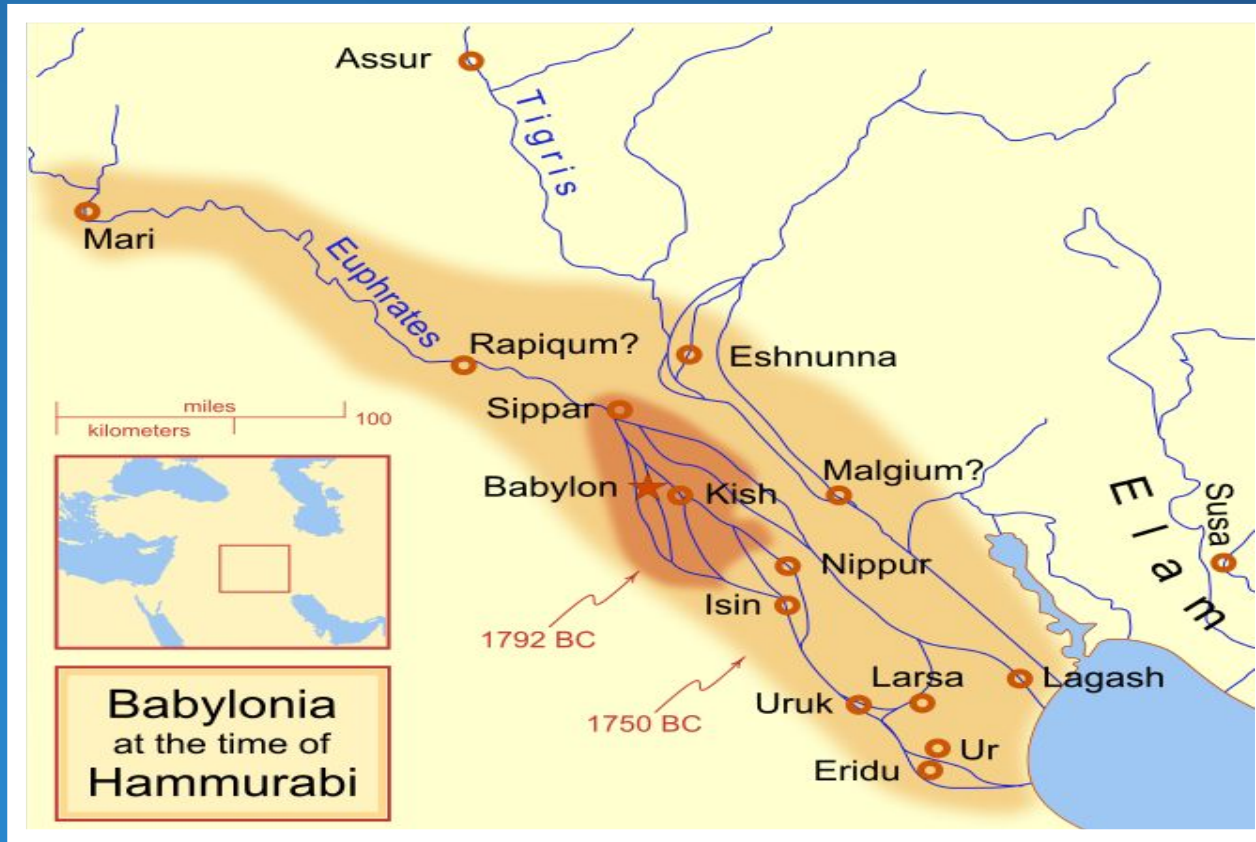
- Laws for Babylonian society
- Tool to unify expanding empire
- “That the strong might not injure the weak”
- Allowed everyone to know the rules



# What does it look like?



# Location, location, location

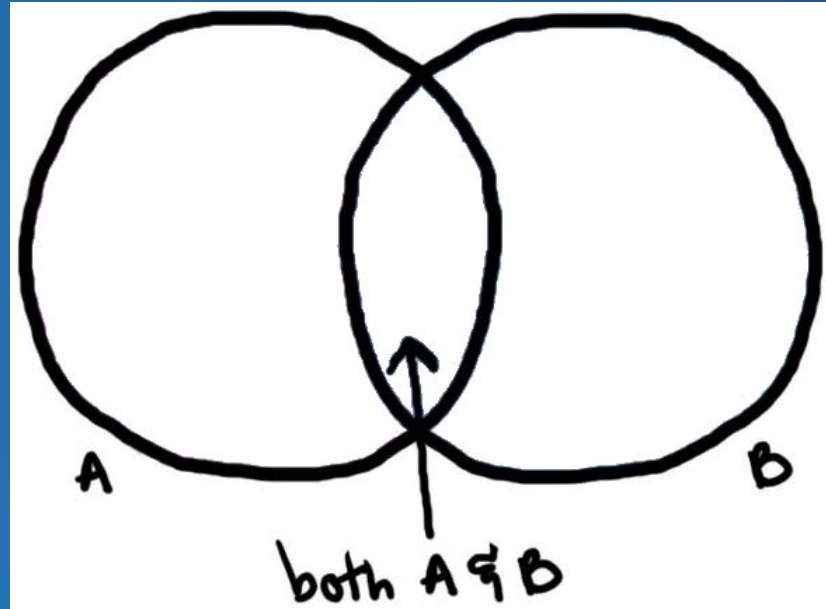


# Central Historical Question


*What can we learn about  
Babylonia from  
Hammurabi's Code?*

# Let's diagram

- Siddhartha Gautama founder
- Brahma, Vishnu Shiva
- Good deeds
- Nirvana
- No one Holy book
- Dharma- one's duty
- Meditation
- No supreme being
- Trinity of gods
- Karma- actions during lifetime
- Eightfold Path
- Middle Way
- Vedas & Upanishads
- Many deities
- Cycle- Birth, life, death, rebirth



## Buddhism/Hinduism Venn Diagram





# Test Procedures

- When you finish the test, please staple the sheet of notebook paper to the back of the test and leave it on the table near the board.
- Please place your scantrons in a separate pile on the table.
- Then, pick up a reading worksheet on the table. This will be due next class period for homework, so try to complete it during class!
- If you have completed everything, then you may quietly work on something for another class.

Thank you for *respecting* those around you!

# Test Procedures

- When you finish the test, please staple the sheet of notebook paper to the back of the test and leave it on the table near the board.
- Please place your scantrons in a separate pile on the table.
- Then, pick up a reading worksheet on the table. This will be due next class period for homework, so try to complete it during class!
- If you have completed everything, then you may quietly work on something for another class.

Thank you for *respecting* those around you!